



NEWSLETTER OF THE ARAB DIVISION OF INTERNATIONAL ACADEMY OF PATHOLOGY

Volume 6 Issue 1

November 2013

Website of the Arab Division of
the International Academy of
Pathology (AD-IAP)
www.iap-ad.org

Current AD-IAP Officers

President of IAP 2012-2014
Samir Amr (Saudi Arabia)
samir.amr48@gmail.com

President of AD-IAP 2011-2013
Salwa El Haddad (Egypt)
salwaelhaddad@yahoo.com

Past President of AD-IAP
Fouad Al Dayel (KSA)
davelf@kfsrhc.edu.sa

President-Elect 2011-2013
**Chairman of the Arab School of
Pathology**
Ismail Matalka (Jordan)
imatalka@hotmail.com

Secretary General
Ghazi Zaatari (Lebanon)
zaatari@aub.edu.lb

Lead of "Working Groups"
Wasim Raslan (Saudi Arabia)
wasim.raslan@aramco.com

Treasurer
Hassan Annab (Jordan)
hz.annab@gmail.com

Newsletter Editor
Maysa Al-Hussaini (Jordan)
mhussaini@khcc.io

Calendar of events 2014

Arab Division activities

Arab School of Pathology
Soft tissue/bone tumors and
genitourinary pathology workshop
Muscat, Sultanate of Oman
22nd -23rd March 2014

IAP-Arab Division 26th Congress
Tunisia

International activities

USCAP 103rd annual meeting
San Diego, California, USA
1st -7th March 2014

The XXXth Congress of the IAP
Thailand
20th - 26th September 2014

The 26th European Congress of
Pathology
London, UK
30th August - 3rd September 2014

Message from the President



Dear Colleagues,

I felt so privileged to be the president of this prestigious Division ,
the IAP-AD for the years 2011-2013. I hope that I had fulfilled
some of my dreams in accomplishing the targeted activities and
promoting our Division and its expectations.

I am grateful to my colleagues on council and colleagues in all
Arab countries and much appreciate their support. Here is a
summary of the activities of the IAP-AD; as in March 2011, the
Arab-British School of Pathology was conducted at University
Hospital of Khartoum, Sudan with a chosen topic of Soft Tissue
Tumours presented by Dr. Mary Leader and Dr. Robin Reid,

both from UK. The workshop was attended by 100 participants from different Arab countries.

The Arab-British School of Pathology shows a remarkable interaction between speakers and
enthusiastic young Pathologists who are thirst for knowledge.

In December 2012 was the IAP-AD conference held for the first time since 1988 in Khartoum, Sudan.
Proudly and efficiently was the meeting with 21 distinguished Speakers from UK, USA, Germany, and
locally from Sudan. The number of participants were over whelming 260 from different Arab
countries.

The quality of the meeting, both academically and socially had all been high and organization of the
sessions impressive.

While the Arab-British School of Pathology meeting in July 2013, Cairo ,Egypt was cancelled due to
unrest and turmoil present in the country.

In conclusion, it is my pleasure to welcome Dr. Ismail Matalka from Amman, Jordan as the new
President of IAP-AD for the coming two years and wishing him success , more stimulating and
fulfilling years ahead in this position.

Finally, I end this message with a prayer to God to save our countries and all live in Peace and Love.

Salwa El Haddad, M.D.

IAP-AD;

23 Oct 2013

Inside this issue:

Page 2-11 The Arab Division of IAP
Twenty Five Years of Achievements

Page 17 The "Good-Will Ambassador" Initiative

Page 12-14 24th Congress of the AD-IAP, Khartoum, Sudan

Young Arab Pathologists are Awarded Sponsored
Training by the British Division of the International
Academy of Pathology

Page 15 History of Pathology in Arab World,
Baltimore, USA

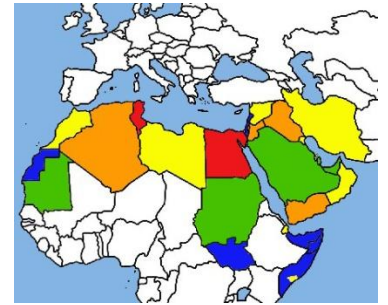
Page 18 Contribution of Young Arab Pathologists to USCAP,
Baltimore, USA, March 2013

Page 16 The 8th Asia-Pacific division of the IAP meeting.
Busan, South Kore

Awardee of Hematopathology Fellowship

THE ARAB DIVISION OF IAP TWENTY FIVE YEARS OF ACHIEVEMENTS

Samir S Amr, MD
President, IAP
Past President, Arab Division of IAP



HISTORICAL BACKGROUND

As we celebrate the Twenty Fifth Anniversary (Silver Jubilee) of the Arab Division of IAP, it would be quite interesting to have a review of the progress of this Division from a humble beginning with a few members, and how it progressed along the years to include a much larger number of members from many Arab countries extending from the Arabian Gulf states to Morocco on the Atlantic Ocean, delivering its educational activities in pathology to all pathologists in the Arab World. There is much to be done, but what had been achieved so far is quite satisfying and encouraging.

The Arab Division of IAP started in 1980s by an initiative by Dr. Yahia Dajani, a consultant pathologist from Amman, Jordan. Following initial contacts he made with IAP council back in 1986, he was advised to start a group. He made contacts with several pathologists from Arab countries who were members in other Divisions of IAP or who were interested in joining this new group, which was named "IAP Arab Member Group". Several pathologists from a few Arab countries including Jordan, Egypt, Saudi Arabia, Kuwait, United Arab Emirates and Iraq attended the first gathering of the group which took place in Amman in April 1988, with 25 pathologists in attendance.

In March 1989, the IAP council approved officially in its council meeting held in San Francisco, USA, the establishment of the Arab Division. This Division was to serve 22 Arab countries, stretching in both Africa and Asia, from the Atlantic Ocean to the Arabian Gulf. In the following years, more pathologists joined the group from other Arab countries including Syria, Lebanon, Tunisia, Libya, Palestine, Oman, Sudan, Algeria and Morocco.

In 1991, the first Gulf War erupted resulting in a great political instability in the region. There was a great concern that the Division could disintegrate due to the political upheavals taking place. However with the prompt >>>

>>> action of Dr. Dajani and his colleagues, namely Dr Faisal Kamal, Dr Samir S Amr and Dr Abdullah Khalil, the Division maintained its momentum and carried on with its activities.

After conducting ten meetings and being a dedicated Secretary for the Division in its initial years, Dr Dajani resigned his post. A group of pathologists carried on with the mission and goals of the Division without interruption until this day.

The Division has about 200 registered members, but the number of the participants in the annual meetings jumps to 300-500 attendees depending on the country where the meeting is being held, with highly populated countries, like Egypt, attracting many local pathologists.

ANNUAL MEETINGS

The Division had been holding annual meetings in various Arab countries in a regular continuous manner. The meetings are well organized with several guest speakers and local speakers featuring lectures and slide seminars. The meetings were held in the following countries:

First Meeting: 1988 Amman, Jordan.

Second Meeting: 1989 Amman, Jordan.

Third Meeting: 1990 Riyadh, Saudi Arabia

1991 No meeting held due to First Gulf War.

Fourth Meeting: 1992 Amman, Jordan.

Fifth Meeting: 1993 Cairo, Egypt.

Sixth Meeting: 1994 Hammamet, Tunisia.

Seventh Meeting: 1995 Damascus, Syria.

Eighth Meeting: 1996 Amman, Jordan.

Ninth Meeting: 1997 Beirut, Lebanon.

Tenth Meeting: 1998 Alexandria, Egypt.

Eleventh Meeting: 1999 Sousse, Tunisia.

Twelfth Meeting: 2000 Dubai, United Arab Emirates.

Thirteenth Meeting: 2001 Damascus, Syria.

Fourteenth Meeting: 2002 Riyadh, Saudi Arabia.>>>



First Meeting, Amman, 1988. This is how it started.



Fourth Meeting, Amman, 1992. President of IAP Dr Lombart Bosch attending council meeting.



Sixth Meeting, Hammamet, Tunisia, 1994.



Eighth Meeting, Amman, 1996. Dr Kamal Ishak and delegates from Syria, Tunisia and Algeria.



Ninth Meeting, Beirut, 1997. Dr F Jaubert attended council meeting.

>>>

Fifteenth Meeting: 2003 Cairo, Egypt.
Sixteenth Meeting: 2004 Tunis, Tunisia.
Seventeenth Meeting: 2005 Amman, Jordan
Eighteenth Meeting: 2006 Casablanca, Morocco.
Nineteenth Meeting: 2007 Aleppo, Syria.
Twentieth Meeting: 2008 Algiers, Algeria.
Twenty First Meeting: 2009 Manama, Bahrain.
Twenty Second Meeting: 2010 Cairo, Egypt.
Twenty Third Meeting: 2011 Beirut, Lebanon
Twenty Fourth Meeting: 2012 Khartoum, Soudan.
Twenty Fifth Meeting: 2013 Amman, Jordan.

OFFICERS

The Division has an active council with members representing various Arab countries. Their dedication helped the Division to progress and prosper.

The secretaries who served the Division were:

1. Dr. Yahia Dajani, Amman, Jordan: 1988-1998.
2. Dr. Sadok Korbi, Souse, Tunisia: 1999-2000.
3. Dr. Ghazi Zaatari, Beirut, Lebanon: 2001- Present.

The Presidents who served the Division were:

1. Dr. Mohammed Al-Adnani, Iraq: 1988-1990.
2. Dr. Abdullah Khalil, Egypt: 1991-1993.
3. Dr. Mohammad Iyad Chatti, Syria: 1994-1995.
4. Dr. Sadok Korbi, Tunisia: 1996-1997.
5. Dr. Abdullah Darwish, Bahrain: 1998-1999.
6. Dr. Ghazi Zaatari, Lebanon: 2000-2001.
7. Dr. Sharif El-Salem, Syria: 2002-2003.
8. Dr. Samir Amr, Saudi Arabia: 2004-2005.
9. Dr. Ali El-Hindawi, Egypt: 2006- 2007.
10. Dr. Samir Boubaker, Tunisia: 2008-2009.
11. Dr. Fouad Al-Dayel, Saudi Arabia: 2010-2011.
12. Dr. Salwa El-Haddad, Egypt: 2012-2013.

The Treasurers who served the Division were:

1. Dr. M Faisal Kamal, Amman, Jordan: 1988-1998.
2. Dr. Hassan Annab, Amman, Jordan: 1998-Present.

The Chairmen of the Arab School of Pathology who coordinated the activities related to workshops and tutorials conducted by the School were:

1. Dr Fouad Al Dayel, Saudi Arabia: 2006-2009
2. Dr Ismail Matalaka, Jordan: 2010-2013.

COOPERATION WITH IAP

IAP was quite supportive to the Arab Division with several Presidents of IAP attending the meetings and helping guide the Arab pathologists in organizing the Division. The British Division and the French Division were quite helpful to the Arab Division, dispatching speakers to the annual speakers, and supporting other activities. More recently, ties had been established with the German Division, who contributed speakers in the last three meetings.

Among IAP officials who attended the meetings of the Arab Division are the following:

1. Dr. Jack Layton (USA), Secretary of IAP: Second Meeting, Amman, Jordan, 1989.

2. Dr. Antonio Llombart-Bosch (Spain), President of IAP: Fourth Meeting, Amman, Jordan, 1992.

3. Dr. David Hardwick (Canada), President of IAP: Fifth Meeting, Cairo, Egypt, 1993.

4. Dr. Kristin Henry, President, British Division of IAP: Fifth Meeting, Cairo, Egypt, 1993. Dr. Henry attended most of our meetings afterwards.

5. Dr. Philip Allen (Australia), President of IAP: Seventh Meeting, Damascus, Syria, 1995.

6. Dr. Cecilia Fenoglio-Preiser (USA), President of IAP: Eighth Meeting, Amman, Jordan, 1996.

7. Dr. Francis Jaubert, President of the French Division of the IAP: Ninth Meeting, Beirut, Lebanon, 1997. Dr. Jaubert attended the Sixteenth Meeting in Tunisia, 2004 as President-elect, IAP. He also attended the Twenty First Meeting in Bahrain, 2009 and the Twenty Third Meeting in Beirut, Lebanon, 2011.

8. Dr. Shinichiro Ushigome (Japan), President of IAP: Sixteenth Meeting, Tunis, Tunisia, 2004.

9. Dr. Michèle Pellegrin de Villeneuve, President, French Division of IAP: Seventeenth Meeting, Amman, Jordan 2005.

10. Dr. Florabel G. Mullick, President, IAP, and Director, AFIP-USA: Twenty First Meeting, Manama, Bahrain, 2009.

11. Dr. Annett Schmitt-Graff, Past President, German Division of IAP: Twenty Third Meeting, Beirut, Lebanon, 2011 and Twenty Fourth Meeting, Khartoum, Sudan, 2012.

12. Dr. Dietmar Schmidt (Germany), Vice President for Europe: Twenty Third Meeting, Beirut, Lebanon, 2011



Eleventh Meeting, Sousse, Tunisia, 1999



Twelfth Meeting, Dubai, UAE, 2000



Fifteenth Meeting, Cairo, 2003. Dr Awatif Nafussi honored by Dr Ali Hindawi



Sixteenth Meeting, Tunis, Tunisia, 2004



Eighteenth Meeting, Casablanca, Morocco, 2006

ACTIVITIES

THE ARAB BRITISH SCHOOL OF PATHOLOGY

Through the encouragement and support of Dr. Kristin Henry, Past President of IAP, Past President of the British Division of IAP; and the Councilors of the British Division of IAP, this "floating" school for pathology was established in 2001. Its goal is to give intense 3-4 day course on one topic with slide seminars and "hand on" approach for pathologists in training and junior pathologists. The British Division sent distinguished speakers for these tutorials, and local Arab pathologists supported them. The seminars given so far:

1. Tutorial on Hematopathology: Beirut Lebanon, December 2001.
2. Tutorial on Soft Tissue tumors: Damascus, Syria, December 2003.
3. Tutorial on Gastrointestinal Pathology: Cairo, Egypt, April 2004.
4. Tutorial on Dermatopathology: Manama, Bahrain, December 2005.
5. Tutorial on Gynecological Pathology: Amman, Jordan, April 2007.
6. Tutorial on Breast Pathology: Beirut, Lebanon, June 2008.
7. Tutorial on Neuropathology: Dammam, Saudi Arabia, April 2009.
8. Tutorial on Head and Neck Pathology: Tunis, Tunisia, June, 2010.
9. Tutorial on Soft Tissue Tumors: Khartoum, Sudan, March 2011
10. Tutorial on Gastrointestinal Pathology: Irbid, Jordan, April 19-20, 2012.
11. Tutorial on Breast and Gynecologic Pathology: El Ain El Sokhna, Egypt, May 2012 (Postponed).

THE ARAB SCHOOL OF PATHOLOGY

In addition to the British sponsored tutorials, Arab pathologists are holding tutorials/workshops on their own through the Arab School of Pathology:

1. Workshop on Soft Tissue Tumors, Cairo, Egypt, April 13-15, 2006.
2. Workshop on Urologic Pathology, Casablanca, Morocco, November 5-7, 2006.
3. Workshop on Liver Pathology, Tunis, Tunisia, June 8-10, 2007.
4. Post-Congress Workshop on Nephropathology, Aleppo, Syria, December 5-6, 2007.
5. Workshop on Dermatopathology, Irbid, Jordan, April 21-23, 2008.
6. Workshop on Genitourinary pathology, Cairo, Egypt, April 29-May 1, 2008.
7. Pre-Congress Workshop on Cytopathology, Alger, Algeria, November 23-24, 2008.
8. Pre-Congress Workshop on lymphoma, Manama, Bahrain, December 4-5, 2009.
9. Workshop on Endocrine Pathology, Irbid, Jordan, April 8 - 9, 2010.
10. Pre-Congress Workshop on Hematopathology, Cairo, Egypt, December 13, 2010
11. Pre-Congress Workshop on Gynecologic Pathology, Cairo, Egypt, December 14, 2010.
12. Workshop on Bone Marrow Pathology, Bethlehem, Palestine, March 27, 2011.
12. Workshop on Neuropathology, Alexandria, Egypt, October 20-22, 2011.
13. Intensive Pathology Course for Iraqi pathologists, Erbil, Kurdistan Region, Iraq, May 12-16, 2012.
14. Workshop on Breast Pathology, Casablanca, Morocco, October 17-18, 2012.
15. Pre-Congress Workshop on Hematopathology (Lymphadenopathy mimicking malignant lymphoma and vice versa), Khartoum, Sudan, December 4, 2012.
16. Pre-Congress Workshop on Cytopathology, Khartoum, Sudan, December 5, 2012.



Seventeenth Meeting, Amman, 2005



Eighteenth Meeting, Casablanca, Morocco, 2006



Nineteenth Meeting, Aleppo, Syria, 2007



Twenty Second Meeting, Cairo, 2010

IBN AL NAFIS AWARD

In 1995, Dr. Najib Haboubi, Professor of Pathology at Manchester, UK, who is originally from Iraq, proposed the establishment of an award for the best poster or oral presentation by a junior pathologist, especially those in training, to be offered annually at each meeting of the Arab Division. The award included an amount of money and a certificate. The award is named after a famous Arab physician in the 12th century who described the pulmonary circulation. The winners of the awards were:

1. The Eighth Meeting, Amman, Jordan, 1996: Dr. Linda Abed, Algeria, for her paper "5 year study of adnexal skin tumors".
2. The Ninth Meeting, Beirut, Lebanon, 1997: Dr. Najla Fakhruddin, Lebanon, for her paper "Mammographically detected breast lesions with wire localization excisional biopsy. The American University of Beirut- Medical center experience".
3. The Tenth Meeting, Alexandria, Egypt, 1998: Award was withheld.
4. The Eleventh Meeting, Sousse, Tunisia, 1999: Dr. Munir Tremish, Tunisia, for his paper entitled "EBV and lymphoma in Central Tunisia"
5. The Twelfth Meeting, Dubai, UAE, 2000: Dr. Fellah Terkmani, Algeria, for her poster "Pneumatose kystique intestinale a propos de 5 cas" (Pneumatosis cystoides Intestinalis. Report of 5 cases).
6. The Thirteenth Meeting, Damascus, Syria, 2001: Dr. Balkess Taha Garib, Iraq, for her paper "A Methodological study: Introduction of AgNOR proliferation scoring system in oral squamous cell carcinoma".
7. The Fourteenth Meeting, Riyadh, Saudi Arabia, 2002: Award was withheld.
8. The Fifteenth Meeting, Cairo, Egypt, 2003: Dr. Amani Kazem, Egypt, for their poster "The prognostic significance of cell adhesion molecules ICAM and av1-integrin in cutaneous malignant melanoma".
9. The Sixteenth Meeting, Tunis, Tunisia, 2004: Two awards were given:
 - I. Dr. Assia Kaddouri-Slimani, Algeria, for her poster entitled "Hybridation in situ (HIS) detection de l' HPV des lesions du col uterin. Experience du Service D' Anatomie Pathologique CHU Beni Messous">>>

>>>(Detection of lesions of the uterine cervix induced by HPV by In Situ hybridization (ISH). Our experience at Anatomic Pathology Service at Beni Messous Hospital, Algeria).

II. Dr. Essia Saiji-Dhiab, Tunisia for her poster entitled " Resultats de 99 biopsies en miroir systematiques pour carcinome lobulaire du sein". (Results of 99 biopsies in cases of lobular carcinoma of the breast).

10. The Seventeenth Meeting, Amman, Jordan, 2005: Two awards were given:

I. Dr. Futoon Sleem, Lebanon, for her poster "Surgically treated refractory seizures: Pathological findings of 80 cases"

II Dr. Fethia Maamouri, Tunisia, for her poster "Detection of HPV DNA in 23 basal cell carcinomas of the skin". 11. The Eighteenth Meeting, Casablanca, Morocco, 2006:

11. Dr. Dima. Itani, Lebanon, for her poster: "Sentential lymph node biopsy in breast cancer".

12. The Nineteenth Meeting, Aleppo, Syria, 2007: Three awards were given:

I. First Prize: Dr Alia Muhtaseb, Jordan for her poster: "Histopathological correlation of D&C and hysterectomy specimens in patients with endometrial hyperplasia".

II. Second Prize: Dr Zaher Chakhachiro, Lebanon, for his poster: "Histopathologic spectrum and quantitative real time PCR detection of human brucellosis in formalin fixed paraffin embedded tissue".

III. Third Prize: Dr Hala Kcheir, Tunisia, for her poster "Histological contributions in the diagnosis of GI graft versus host disease".

THE KAMAL ISHAK MEMORIAL LECTURE

Dr. Kamal Ishak, a world-renowned hepato-pathologist, who worked for many years at AFIP, had his roots in the Arab World, born in Sudan to an Egyptian family, before migrating to USA. Dr. Ishak was a strong supporter of the Arab Division and attended its meetings on several occasions, starting with Amman Meeting in 1996, giving lectures and slide seminars.

To honor him, an annual lecture in his name was established following a proposal to the council meeting held in Alexandria, Egypt, in 1998 by Dr. Haboubi and others.

We had seven lectures delivered since we started this tradition:>>>>



Arab British School of Pathology: Gynecologic Pathology, Irbid, Jordan, 2007



Arab-British School of Pathology: Soft tissue tumors pathology in Sudan in 2011



Bone marrow workshop in Bethlehem, Palestine in 2011



A group photo of participants at the 23rd Congress of the Arab Division of the international Academy of Pathology, Beirut, Lebanon in 2011

>>>>

1. The Eleventh Meeting, Sousse, Tunisia, 1999: "The life and achievements of Dr. Kamal Ishak" by Prof. Najib Haboubi, UK.
2. The Twelfth Meeting, Dubai, UAE, 2000: "Epithelial Tumors of the thymus" by Prof. Kristin Henry, UK.
3. The Thirteenth Meeting, Damascus, Syria, 2001: "The Arab Division of IAP: The beginnings and the way ahead" by Dr. Samir Amr, Saudi Arabia.
4. The Fourteenth Meeting, Riyadh, Saudi Arabia, 2002: "Classification of renal tumors" by Dr. Mohammad Akhtar, Saudi Arabia.
5. The Fifteenth Meeting, Cairo, Egypt, 2003: "The pathology of malignant mesothelioma" by Prof. Galateau, France.
6. The Sixteenth Meeting, Tunis, Tunisia, 2004: "The diffuse neuroendocrine system. New perspectives" by Prof. Ghazi Zaatari, Lebanon.
7. The Seventeenth Meeting, Amman, Jordan, 2005: "Tumors and tumor-like lesions of the liver" by Prof. Alastair Burt, UK.
8. The Eighteenth Meeting, Casablanca, Morocco, 2006: "Drug-induced and toxic liver disease: Principles of diagnosis" by Dr Zachary Goodman, USA.
9. The Nineteenth Meeting, Aleppo, Syria, 2007:
10. The Twentieth Meeting, Alger, Algeria, 2008: "The Arab Division of IAP: Twenty years of progress" by Dr Samir S Amr, Jordan.
11. The Twenty First Meeting, Manama, Bahrain, 2009: "The legacy of Dr. Kamal Ishak and the future of pathology" by Dr Florabel G. Mullick, President, IAP, Director, AFIP-USA
12. The Twenty Second Meeting, Cairo, Egypt, 2010: "Drug Induced Hepatitis" by Dr Hala Makhoulouf, USA.
13. The Twenty Third Meeting, Beirut, Lebanon, 2011: "Issues in assessment of axillary sentinel lymph nodes" by Dr Nour Sneige, USA.
14. The Twenty Fourth Meeting, Khartoum, Sudan, 2012: No assigned lecture.
- 15: The Twenty Fifth Meeting, Amman, Jordan, 2013: "The International Academy of Pathology: The beginnings and the way ahead" by Dr Samir S Amr, President, IAP.

NORTH AMERICAN FRIENDS OF AD-IAP

Arab pathologists in USA and Canada, under the guidance of Dr Wael Sakr, Professor and Chairman of Pathology at Wayne University, Detroit, Michigan, formed a support group for the Arab Division. The group meets during the annual USCAP meeting at a reception and venues and means to support the Division are discussed. Many Arab pathologists in North America and Europe support our annual meetings as speakers and organizers of workshops.

THE GOLD MEDAL AWARD

For all of these achievements in a relatively short time , the Arab Division important role has been recognized by the IAP and was awarded a gold medal for its initiation of the Arab British School of Pathology, along with the British Division, at the Meeting of IAP held on its 100th Anniversary in Montreal, Canada. Dr David Hardwick, Secretary of IAP handed Dr Samir S Amr and Dr Kristin Henry the Gold Medal at a special ceremony.

ELECTION OF A MEMBER OF THE DIVISION TO THE POST OF PRESIDENT OF IAP

Dr Samir S Amr had been associated with the Executive Council of IAP since 1998 as Vice President for Asia. He had been involved actively in the affairs of the council and had travelled and participated to several countries to support new Divisions or help underserved areas. In 2011, he was elected by members of the council to be a President-Elect. In 2013, he assumed his post as President of IAP. He travelled within the last 10 months to Cambodia, Sudan, South Korea, Indonesia and Pakistan attending meetings, and supporting IAP Divisions or local pathologists in these countries.

WINNING THE BID TO HOST IAP INTERNATIONAL CONGRESS IN JORDAN IN 2018

Dr Ismail Matalka, President Elect of the Arab Division, made a presentation at the 29th IAP International Congress in Cape Town, South Africa, to the Executive Council of IAP requesting to host the IAP International Congress in Jordan in 2018. His Excellency Mr. Akel Biltaji, Senator in the Jordanian Parliament, and former Minister of Tourism, made a presentation about Jordan, its history, archeology and its facilities that can make the Congress an enjoyable event. The request was approved anonymously with astounding positive feedback.



A group photo of the speakers and Iraqi delegates at the course in Erbil in 2012



Ibn Al Nafis Award winner Dr Alia Muhtaseb, Aleppo, Syria, 2007



Friends of AD-IAP in North America at USCAP Meeting



Friends of Ad-IAP in North America at Wayne State Medical School reception.

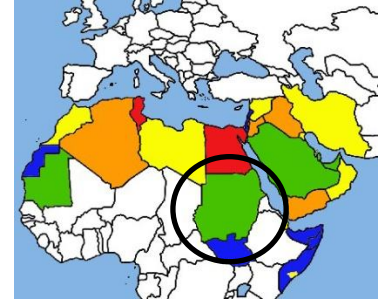
FINAL REMARKS

Finally, in spite of the wars erupting in our region and the instability created by political upheavals, our Division is trying hard, and against lots of obstacles and odds to maintain its strength and keep its drive and momentum to improve the standard of pathology in the Arab World.

The support of IAP and the sister Divisions had been instrumental in the success of the Arab division. On the other hands, the Arab Division had been supportive of other Division including the Russian and Ukrainian Divisions as well as would-be Division encompassing pathologists from Western Indian Ocean countries. We supported several local meetings within the Arab World and the Mediterranean region as well. Many details of our activities are published in our Newsletter which is published annually and distributed to our members and to other Divisions as well.

Our hope is the young new generation which will carry on with our activities. We hope for many more successful years.

24th Congress of the Arab Division of International Academy of Pathology Khartoum, Sudan 6th-8th December 2012



Through the joint efforts of the Arab Division of the International Academy of Pathology (ADIAP) and the Sudanese Association of the Pathologists, the 24th Congress of the ADIAP and 12th Conference of the Association took place over 3 days in Khartoum, Sudan. The opening ceremony started on the evening of Wednesday 5th December 2012, under the patronage of Prof. Mamoun Humeida, the Minister of Health, Khartoum State and Dr. Jalal Yousef Eldegair, the Sudanese President Assistant, at the friendship Hall. Prof. Anwar Kordofani, the Congress President, addressed the importance of holding the ADIAP congress in Khartoum for the first time in the history of the Arab Division to promote pathology specialty within Sudan. Prof. Ghazi Zaatari, Secretary of ADIAP stressed the unique venue of the congress at the land “where the blue and white Nile meet”. Prof. Salwa El-Haddad; the President of the ADIAP congratulated the organizing committee on their success in putting together a rich scientific program.

Dr. Samir Amr, President of the IAP, welcomed the attendees for this very special meeting that turned the dream into reality. He stressed on the fact that “continuous education of pathology remains the main mission of the ADIAP”, which has been a success story since its inception and a model to be followed by other emerging divisions. In his capacity as President of the IAP, he emphasized on the main mission of this International organization; “reaching into underprivileged countries” for promoting the science of pathology. An honoring ceremony for pioneer Sudanese Pathologists concluded the opening ceremony. Prof. Ahmed Al-Safi from Khartoum University presented a special lecture entitled “Lost Medical Treasures and Wisdom, Points to Ponder”.



Left; Dr. Samir Amr and Dr. Lamyia ElHassan from Sudan during the Gala dinner



Right; Dr. Salwa AlHaddad (Egypt), President of the ADIAP, Dr. Salwa Mikki (Sudan) and Dr. Annete Schmitt Graeff

On Thursday 6th December 2012, the Congress started with a unique session on “Tropical Pathology”, where the lectures on post Kala-azar dermal leishmaniasis (PKDL), malaria, leishmania and mycetoma were presented mostly by distinguished Sudanese pathologists, including Prof. Ahmed ElHassan (Sudan), Prof. Ahmed Mohamadani (Sudan), Dr. Ibrahim Khalifa (Lebanon) and Prof. Ahmed H. Fahal (Sudan). Parallel sessions on bone marrow pathology as well as cytopathology continued throughout the rest of the first day. Professor Kristin Henry; past President of the IAP, presented her lectures on bone marrow pathology through video-conferencing, joined by Professor Anette Schmitt Gräff (Germany). The second day of cytology workshop continued and presented by Prof. Mousa Al-Abbadi (Saudi Arabia), >>>

>>> Prof. Isam Altoum (USA) and Prof. Ahmed Shabaik (USA) jointly covered various topics in cytopathology.

The second day, 7th December 2012 started by “Lymph node slide seminar” session where unique cases were presented jointly by Prof. Anette Schmitt Gräff (Germany), Prof. H.K.Müller-Hermelink (Germany), and Prof. Nidal Al-Masri (Saudi Arabia). Parallel sessions on topics in gynecological pathology and up-dates on molecular pathology ran parallel for the rest of the second day. Dr. Rouba A. Fehmi (USA), Dr. Esther Oliva (USA) and Dr. Ibrahim Khalifa (Lebanon) covered the gynecopathology session, while Dr. Meera Hameed (USA) and Dr. Adam Bagg (USA) covered the molecular pathology session.



Group photo of participants of the 24th Congress of the ADIAP in front of Friendship Hall, Khartoum, Sudan

The third day, 8th December started with “CAP Accreditation”, a lecture presented by Dr. Samir Amr (Saudi Arabia), followed by uropathology session delivered by Prof. Wael Sakr (USA). Parallel sessions on pediatric pathology and gastrointestinal pathology continued throughout the rest of the third day. Prof. Ivo Leuschner (Germany) and Prof. Atif Ahmed (USA) covered the pediatric pathology session, while Prof. Abbas Agaimy (Germany) and Dr. Mohamed M. Mousa (UK) covered the gastro-intestinal topics.

In addition, 2 pre-congress Arab School of Pathology workshops on “Lymphadenopathies mimicking malignant lymphoma” and on cytopathology took place at the Alzaiem Alazhari University campus. The first workshop was delivered by Prof. H.K.Müller-Hermelink (Germany), with over 120 attendees. The cytopathology workshop was jointly delivered by Prof. Mousa Al-Abbadi (Saudi Arabia), Prof. Isam Altoum (USA) and Prof. Ahmed Shabaik (USA, which continued into the Congress first day with more than 100 attendees.

The council meeting took place during the first day where various administrative, organizational and logistics issues were discussed. The organizing committee briefed the council on the progress of the Congress. A total of 260 participants were registered for the meeting, with many attendees coming from various Arab countries including Jordan, Lebanon, Oman, Saudi Arabia, Bahrain, Palestine, Egypt, Libya, Algeria, Tunisia, Iraq, United Arab Emirates and for the first time Mauritania. There were 21 international speakers who enriched the program with their presentation and contributions. A total of 11 oral presentations and 41 posters were presented at the congress.

At the closing ceremony, Ibn-Al-Nafis Award was awarded for Dr. Mark N. Jabbour from Lebanon, Dr. Gaise Yousef Jahelsoul from Sudan and Dr. Shaymaa Allouh from Jordan who won the first, second and third prizes, respectively.




Group photo of pathologists during the Gala dinner; from left to right, Dr. Eman Hijazi (Jordan), Dr. Maysa Al-Hussaini (Jordan), Dr. Nadia 9Saudi Arabai), Dr. Asia (Algeria), Dr. Najat Murrah (France), Dr. Shayma Alloh (Jordan), Dr. Hunainah AlKindi (Oman), Dr. Madeha Irshaidi (Libya) and Dr. Lamya Elhassan (Sudan)

As was promised, the social program was rich, diverse and unique reflecting the diversity and uniqueness of the Sudanese culture. A half day city tour around the three main cities, including Omdurman famous traditional market, the Mogran, the junction of the blue and white Niles and museums was offered to all visiting participants. A 3-hours Nile cruise and visits to the Bijrawia pyramids and Naqaa’ temples were enjoyed by many participants. The Gala dinner took place at Heritage Village, a unique place where various regions of Sudan are represented and where traditional dancers dressed in their colorful costumes performed their shows. The last night dinner was hosted by Al-Ahfad University for Women in Omdurman. The University feminine musical band added joy and happiness to the dazzling weather of the last night. All participants traveled back safely home loaded with memories from this unforgettable congress.

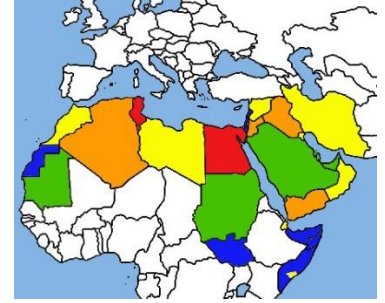


Council members at the end of the meeting




Left; Traditional dancers during the Gala dinner, Right; Dr. Annete Schmitt Graeff in Sudanese traditional costume

History of Pathology in Arab World Symposium at USCAP Baltimore, USA 3rd March 2013



A special session of “History of Pathology” was scheduled on March 3, 2013 at 3:30 pm. It covered the History of Pathology in the Arab World. Dr. Samir Amr; President of IAP was the organizer of the session. He delivered a talk on “The Contributions of Arabic and Islamic Civilization to Medicine”.


While Dr. Salwa Elhaddad, president of the Arab Division of the IAP addressed “History of Pathology Teaching and Services in Egypt Since the 19th Century”. Last but not least Dr. Ismail Matalka from Jordan presented a lecture on the “History of Pathology Education and Services in Jordan.”



Dr. Ragheb Khalidi, pioneer pathologist in Jordan, with his staff. August 1960.

Dr. G. Zaatari from Lebanon talked about “History of Pathology in Lebanon, and the Historical Influence of the American University of Beirut on Pathology in the Middle East”.

The symposium was very well attended with much positive feedback from audience.

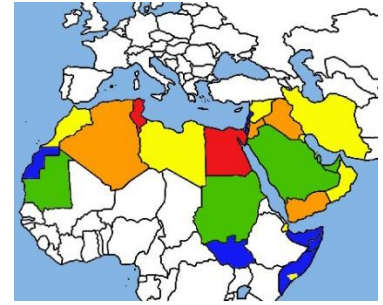


Professor Philip Sahyoun who joined the American University of Beirut, Department of Pathology in 1923 and was the chair from 1945-1969.



Group photo of the speakers, from right to left; Dr. Samir Amr, Dr. Ghazi Zaatari, Dr. Kristin Henry, Dr. Salwa ElHaddad and Dr. Ismail Matalka

The contribution to the 8th Asia-Pacific Division IAP meeting Busan, South Korea 5th-8th September 2013



The 8th Asia-Pacific division of the international Academy of Pathology (APIAP) meeting took place in Busan, South Korea, between Thursday 5th until Sunday 8th September 2013. Dr. Samir Amr as the president of the IAP attended the meeting. He gave a speech addressing the success of the APIAP over the last 18 years since its inception, during the opening ceremony. He handed the president of the meeting Dr. Shin Kwang Khan, the IAP trophy in recognition of the contribution of the APIAP division in promoting education in pathology in this part of the world. Dr. Maysa Al-Hussaini from the Arab Division of the IAP (ADIAP) gave a lecture at the neuropathology session talking about atypical teratoid rhabdoid tumor in the central nervous system. She also participated at the neuropathology slide seminar session. Dr. Eman Hijazi contributed with a poster on the rare occurrence of extra-nodal Rosai-Dorfman disease. She won one of the Travel Awards and was inaugurated during the Gala dinner. Congratulation dear Eman.



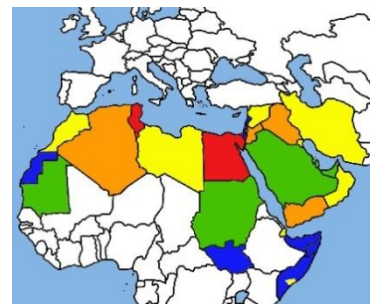
Upper; Dr. Samir Amr, President of the IAP, handling Dr. Shin Kwang Khang, Chair of the Organizing Committee of the 8th Asia Pacific IAP Congress the IAP plaque during the gala dinner celebration. **Lower;** Dr. Eman Hijazi (Jordan) during receiving a certificate of award.



Dr. Maysa Al-Hussaini (Jordan) among the speakers at the neuropathology session of the 8th APIAP.



Announcements



The “Good-Will Ambassador” Initiative

Dr. Sami Shousha, a note breast pathologist from the UK, acted as the first “Good-will Ambassador” initiative on behalf of IAP. In October 2012, he traveled for a week to the West Bank with the help of Dr. Barakat Sharabati who arranged his visits to medical schools, lecturing to medical students as well as holding workshops to pathologists and meetings with oncologists. He lectured to undergraduate students in Al-Quds University. He also visited Augusta-Victoria Hospital; the main oncology center in the West Bank. He also visited Al Maqased Hospital in Jerusalem and took notes of the needs of the hospital. He visited Al-Najah University In Nablus and Al-Ahli Hospital in Hebron as well.

His visit was met with enthusiasm by all faculty.



Upper; Giving a lecture to the staff and students, The Faculty of Medicine, Al-Najah University, Nablus 10/10/2012

Left; Visiting the Pathology Laboratory, Beit Jala governmental hospital, Bethlehem

Young Arab Pathologists are Awarded Sponsored Training by the British Division of the International Academy of Pathology

Two young pathologists from the ADIAP were awarded sponsored training in the UK by BDIAP.


Dr. Laila Moharram, a histopathologist fellow at King Hussein Cancer Center was awarded a sponsored training by the British Division of the International Academy of Pathology (BDIAP) in July 2013 to spend a 2 months in UK at the University Hospital of Wales in 2014. Dr. Moharram has chosen to spend her time doing cytopathology to increase her experience and to be exposed to the new technique of liquid-based cytology.



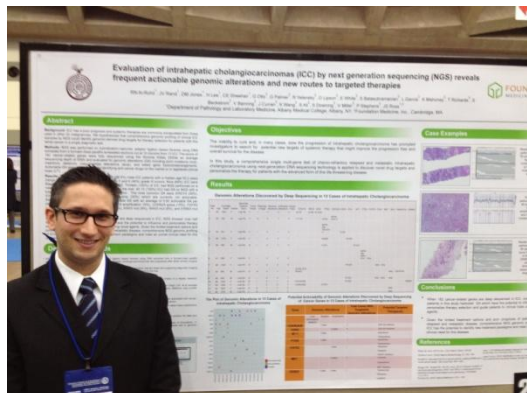
Dr. Mawada Elhassan (left) and Dr. Laila Moharram (right)

Dr Mawada Elhassan, a second year pathology resident at King Abdullah University Hospital, Irbid-Jordan has been selected for the sponsored training initiative run by the BDIAP. She has been placed with Professor Andrew Nicholson, a renowned lung pathologist at The Brompton Hospital, London. The bursary includes a grant of £5000 from the British Division to enable her to undertake this attachment.


**Contribution of Young Arab Pathologists to
USCAP
Baltimore, USA
March 2013**



Dr Ahmad Alomari, (Yale University) with
Dr. Ismail Matalka.



Dr Rami Al-Rohil, Albany Medical College



Dr Lamis Shatat, Kansas Medical Centre

Awardee of Hematopathology Fellowship



Dr. Youssef Atti, a third year pathology resident at King Abdullah University Hospital, Irbid-Jordan has been selected as the awardee of the hematopathology fellowship which entitled him for a sponsored short-term training at the>>>

>>>Paradigm Diagnostic Services in Oradell, New Jersey, USA. This award is being made possible through the generosity of Dr. Sherif Nasr, President & CMO of Paradigm. Dr. Nasr, an Arab American pathologist, has expressed on more than one occasion his enthusiastic support for pathologists in training in the Arab countries and it is for this purpose he has sponsored such a wonderful training opportunity.

**Contributors to this
edition of the
Newsletter**

Samir Amr
Salwa El-Haddad
Ihsan Othman
Ghazi Zaatari
Sami Shousha
Ismail Matalka
Maysa Al-Hussaini

Acknowledgment

We would like to thank
DAKO –Alnahil Trading
Est/Jordan, for the
financial contribution to
the printing of the
Newsletter.

